DocuSign Envelope ID: F86F32E6-FD59-4A22-9135-A4BB64AF0D2C

8/17/99

REVISIONS

RETAINING WALL
-L- STA.15+45.96 TO 16+00.00

PROJECT REFERENCE NO.	SHEET NO.
17BP.14.R.177	2B-1
R/W SHEET NO.	

ROADWAY DESIGN ENGINEER 12/10/2021
NORTH CAROLINA PROFESSIONAL SEAL 043139 ENGINEER HOLLY CHRISTENBURY
DocuSigned by: Holly Christenbury

HYDRAULICS ENGINEER 12/10/2021
NORTH CAROLINA PROFESSIONAL SEAL 043232 ENGINEER VIDYA MOHANDAS
DocuSigned by: Vidya Mohandas

DOCUMENT NOT CONSIDERED FINAL UNLESS ALL SIGNATURES COMPLETED

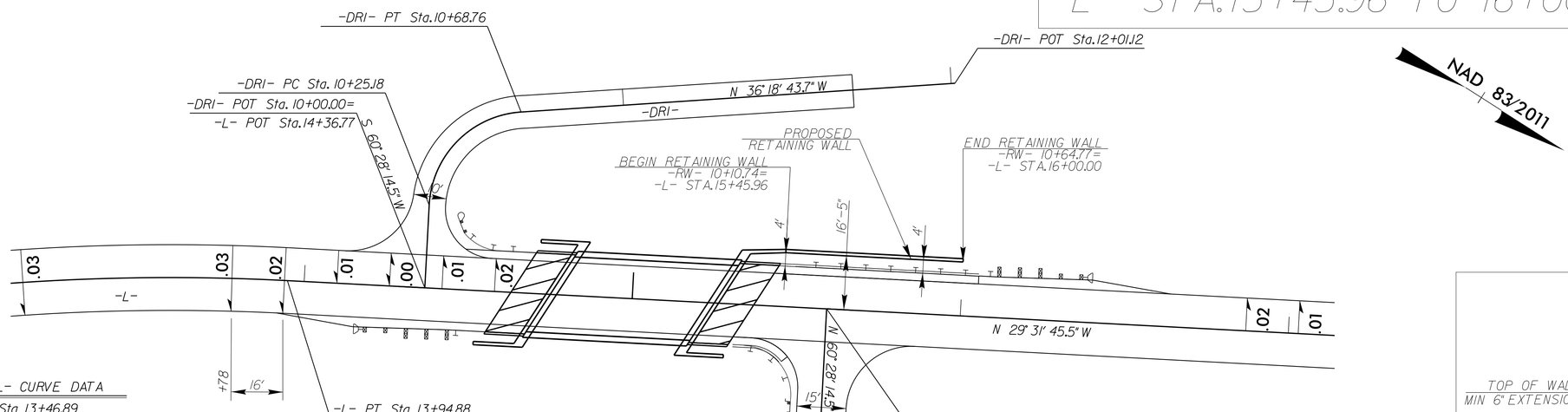

-L- CURVE DATA

PI Sta 13+46.89
△ = 8° 05' 22.6" (RT)
D = 8° 24' 48.5"
L = 96.15'
T = 48.16'
R = 681.00'
DS = 30 MPH
e= 3%
Lr = 48'

-DR1- CURVE DATA

PI Sta 10+51.83
△ = 83° 13' 01.8" (RT)
D = 190° 59' 09.4"
L = 43.57'
T = 26.64'
R = 30.00'

-DR2- CURVE DATA

PI Sta 10+64.76
△ = 77° 49' 31.7" (RT)
D = 152° 47' 19.5"
L = 50.94'
T = 30.27'
R = 37.50'

PI Sta 11+31.51
△ = 85° 20' 32.3" (LT)
D = 114° 35' 29.6"
L = 74.48'
T = 46.09'
R = 50.00'

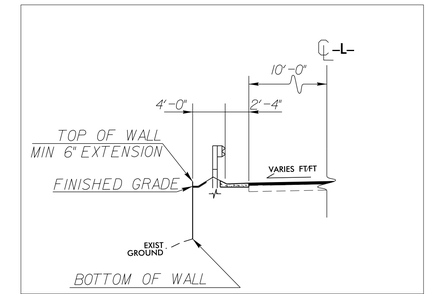

TYPICAL SECTION OF RETAINING WALL
-L- STA.15+35.26 TO 16+00.00

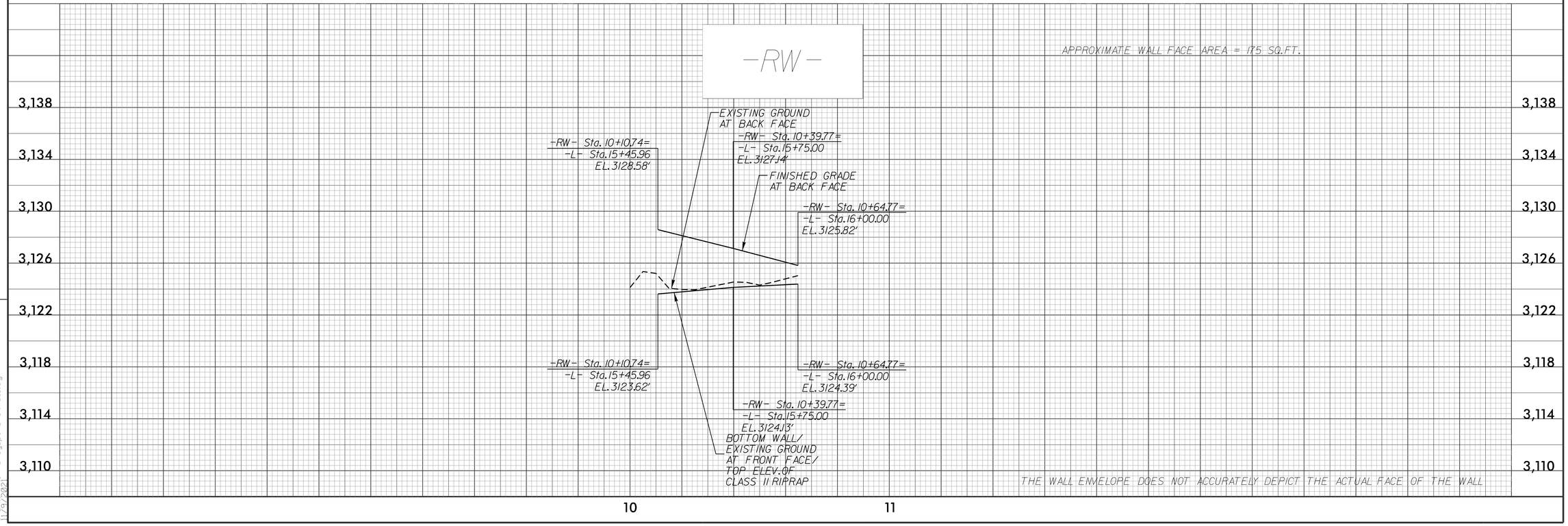

11:18:42 AM
17BP.14.R.177_Rdy_psh_retwall.dgn
12/13/2021